

ISOLATION NATION!

Art in lockdown
get creative - get involved!

NEW ONLINE COURSES

lots of new courses to try

Spring Workshops

reviews inside

Celebrating Student Success

oarsome art

PLUS

all the latest PSAD news

FRIENDS OF PSAD NEWS

This is a somewhat different newsletter from our usual issue. Given the coronavirus pandemic, the associated lockdown and social distancing rules, we are all working remotely. The Friends committee is doing all it can to keep our members and our wider School community in touch and to keep our creative juices flowing, and we are planning lots of exciting things for when we are all able to get together again - more on that in the coming weeks.

There is a lot of information in this newsletter about what we're doing and how you can get involved. If one of your classmates isn't a member of the Friends (why not?!) do share this issue of the Friends newsletter with them so they can join in. Usually we only send it to members, but these days we are sharing as much as we can as widely as we can until things return to normal.

You will remember in the last newsletter we said we planned to ramp up our social media activity. The coronavirus pandemic and the lockdown has made keeping our School community in touch with each other even more important now, and our social media channels are buzzing with new content.

You can view online lots of fantastic isolation art from students and tutors - and do please send us your own to share with our wonderful PSAD community. Lots of ideas here too!




Image by Ramon Modiano

Huge thanks to Marcy Richardson - our newest Friends Committee member - for helping to get this going and encouraging everyone to share work. In this newsletter Marcy explains what we've done so far, how you can find it, and how you can join in. Thanks to everyone who has already shared work, and if you'd like to share yours, please contact Marcy via: putneyschoolofartnews@gmail.com

Jean McMeakin, FPSAD Newsletter Editor

PSAD student Mana Catford created this cheerful illustration of the students and tutors on one of the online courses in the style of The Brady Bunch which really put a smile on our faces.

Keep creating and remember to share your isolation artwork on Instagram to **#putneyschoolofartanddesign** so we can enjoy and find inspiration from each other while we are at home.



SCHOOL NEWS

I hope you are keeping well and safe in these unprecedented and uncertain times.

In February when I wrote the contents for the School News, who knew that the circumstances would change significantly for us all in a short period of time. Following the government guidelines, regrettably the School did close from 5pm on Thursday 19th March. Since the closure, our priority was to safeguard and support the staff teams but also to ensure any student concerns were managed.

With the daily government announcements, we endeavoured to work through the information and decide how best the School can operate in the summer term and the consequent months. With limited staff teams remaining after the Coronavirus Job Retention Scheme, and working remotely, we knew this would be a huge challenge.

As mentioned in previous updates, for continuity and motivation for staff and students as well as to support the sustainability of the School, we focussed on developing a completely new curriculum for the summer term, starting with 'taster' sessions for our online courses from 4th May 2020.

We launched the online taster art classes via Zoom with a limited number of tutors. After a slow start, the majority of the courses eventually had good enrolment numbers and one class even reached the maximum capacity set. The final tally for the four days was 90 students, who participated in the classes.

The online courses proved to be very popular, with fantastic feedback from the students albeit the odd hiccup with technology and late enrolments. The team at PSAD are hoping to build on this and have already developed short two/three week courses starting from 11th May. We hope that eventually the online provision will compliment and support the classes on the School premises, broadening the curriculum offer to a wider community.

I have included a few of the student comments below and a link to the webpage showing the work achieved from the classes this week.

For the last few weeks, I have been working on our recovery plan and strategy, which will of course need be a phased approach. Going forward, we will need to develop a whole new curriculum for the School, certainly for the foreseeable future, which is a hybrid of online and site-based options.

We hope that through a series of measures, we can start to consider ways of opening the School whilst the safety of staff and students will remain our key priorities. I would like to reinforce that our students and community are at the heart of all that we do, and we will do everything we can to provide that crucial role and serve our students.

Your continued support in our wonderful School is hugely appreciated as always. We look forward to seeing you soon at the School when it is safe and feasible. Please take care to stay safe and for now best wishes on behalf of the PSAD teams.

Nilar Morgan, Head of School

SCHOOL NEWS



STUDENT FEEDBACK FROM ONLINE TASTER COURSES

"I really enjoyed what you were doing, Jaco, and will work on curly leaves from your file. Thank you for the work put in and for the resources provided."

"Thank you so much for the course yesterday (Jane's Comics & Graphic Novels Class). It was fun even though I was terrified. I now have an idea of how I could have told my story and I shall panic less if I have to draw a character in different positions. I'm doing Sophie's illustration course this afternoon ... looking forward to that."

"Thanks so much for today's class it was wonderful to relax and have fun with mixed media".

"Thank you Sarah for today's class I really, really enjoyed it ... fabulous class ... I will try and book on another."

"Thank you so much, Sarah – I really enjoyed the class. I'm still tinkering with my self-portrait – it's getting darker (character-wise) by the minute! It's interesting, too, how well the class worked on Zoom. As you said, it could well be the future for many PSAD students now. All the best."

To book onto a course and to see work produced in some of the online classes visit:

<https://enablelc.org/psad/specialist-holiday-courses>

Specialist Courses

Online Course - Botanical Illustration Advanced

Botanical Illustration for Advanced students: Painting petals in water colour. This is an extension of the taster course but you can join with prior knowledge and experience of drawing and painting.

11 places | 13 May 2020 | for 3 weeks Wed 10:00-12:00

Online Course - Botanical Illustration Beginners

This is an extension of the online taster course in Botanical Illustration for beginners. This is a Graphite Pencil course only, for students with no prior training and or experience. The course will start with basic principles of drawing using graphite pencils.

14 places | 11 May 2020 | for 3 weeks Mon 10:00-12:00

Online Course - Botanical Illustration Intermediate

This is an extension of the online taster course in Botanical Illustration for Intermediate to advanced students. This is a Graphite Pencil course, for students with prior training and or experience.

13 places | 12 May 2020 | for 3 weeks Tue 10:00-12:00

Online Course - Comics and Graphic Novels

Come and try your hand at making a comic in this fun workshop with author and author Jane Porter. This is an extension of the taster course.

7 places | 12 May 2020 | for 3 weeks Tue 14:00-16:00

Online Course - Expressive Drawing

Sarah Sparkes is an experienced teacher with a wealth of experience of teaching drawing and also encourages experiential learning to bring some energy and enthusiasm to the classroom.

12 places | 12 May 2020

Specialist Courses

Online Course - Illustration

Illustration with Sophie Ambrose and Jane Porter This course will be structured around a series of weekly briefs designed to get your creativity flowing and expand both your observational drawing and imaginative skills. Sessions will be held via Zoom, and will open with a welcome, followed by Jane

14 places | 15 May 2020 | for 3 weeks Fri 10:00-13:00

Online Course - Introduction to Drawing

Introduction to Drawing - Online Tutorial to get you started with Sarah Sparkes

14 places | 01 Jun 2020 | for 2 weeks Mon 10:00-12:00

Online Course - Painting and Drawing for Beginners

Online Zoom class tutored by Prize winning illustrator Sophie Ambrose. Sophie has had many years of teaching practice alongside her work as a published author/illustrator of children's books.

7 places | 13 May 2020 | for 3 weeks Wed 14:00-16:00

Online Course - Painting with Gouache

Explore the versatile medium of gouache and make your own vibrant art work with the well known artist and curator, Sarah Sparkes.

7 places | 14 May 2020 | for 2 weeks Thu 10:00-12:00

Online Course - Watercolour for Beginners

A series of 3 courses (all 3 weeks each). Bookable separately. Online Zoom class tutored by Prize winning illustrator Sophie Ambrose. Sophie has had many years of teaching practice alongside her work as a published author/illustrator of children's books.

for 3 weeks Thu 14:00-16:00

Taster Courses

Online Taster - Creative Printmaking at Home

An online tutorial via Zoom to share the potential of printmaking at home with Catherine Greenwood. Catherine is a pioneering printmaker specialising in etching and runs the Green Print studio with Non Toxic etching. She has over 20 years experience of teaching all ages.

13 places | 21 May 2020 | one day Thu 10:00-12:00

Online Taster - Family Learning Creative Challenge

Family creative challenge with author and illustrator Jane Porter. For families to work together to create some exciting projects using household items and old packaging. NOTE: All children under 18 years old MUST have an adult in the room.

10 places | 27 May 2020 | one day Wed 16:00-18:00

FRIENDS OF PSAD NEWS

CHAIR'S MESSAGE - WE ALL NEED FRIENDS!

Our much loved School is closed and this is a hard time for all of us but we need to keep our precious School community going and stay in touch.

Our discussions, with Wandsworth Council, about the future management of the School are obviously on hold for now, but the good news is that a year-long extension was granted, just at the start of lockdown, so the School remains part of Enable. The last thing the School needs at the moment is more disruption and change. The School and ENABLE are committed to retaining staff and fortunately almost all were able to be furloughed with their jobs secured. A remaining skeleton staff, consisting of Head of School Nilar Morgan, Harsha Patel, and Belinda Bates, are working from home to keep the School going. Thanks to their efforts our precious community is still intact!

Now is the time for the Friends to actively start looking forwards. The Friends now has active Facebook, Instagram and Twitter accounts. Please submit work you are doing in isolation to our PSAD Lockdown Gallery.


- We want the gallery to grow into a permanent feature for the School including, at a future point, online sales, so this your chance to help it grow.
- Many of you are in touch us class WhatsApp groups, so pass on images, ideas and thoughts for us to upload.
- Encourage fellow students to join the Friends and grow our community.

All Friends members who are current students will have had emails from the School sent out by Harsha while working from home. Make sure you look at the Frequently Asked Questions attachment from Nilar, it has lots of useful information. The skeleton staff are working under huge pressure so the Friends has agreed to act as the mailbox for your future queries.

- Send further queries to **friendsofpsad@gmail.com** and we will help collate and post answers to keep everyone informed.
- At the end of this newsletter we have included a summary version of the FAQs in which we think most of our members may be interested.

Please stick with PSAD and let your enrolment roll over to September. Nilar and staff have already started setting up online tasters and short courses for the summer. So the good news is there are interesting challenges to keep our interest and enthusiasm going.

- If you have never enrolled online before, email Harsha (**hpatel@enable.org**) and she will give you your student number and help you through the process.



FRIENDS OF PSAD NEWS

CHAIR'S MESSAGE (continued)

The most obvious question is, will the School be able to reopen in September? With 50% of students over 60 and only one member of staff under 40, it is quite an acute problem - made not much clearer by our Prime Minister even on Monday night! Nilar and others are trying to second guess what will happen and are beginning to come up with ideas, assuming a slow unwinding of lockdown.

- It's possible to envisage hybrid classes for drawing and painting and even to some extent printmaking. Maybe having studio access for fewer, socially distanced, students alternating one week on/one week off, with online tutorials in the off-weeks for those able to go out.
- Online tutorials only for the most vulnerable still working at home.
- Pottery is the most difficult and issues like personal clay and tools, working at home, transporting unfired work to be fired at that School etc. all having to be factored in.
- Certainly for the September term, all those already booked on will be assured of a place on whatever shape of course is running. but this will involve whole new management and organisational structures.
- A lot of work is needed in a short time.
- Maybe we have to run courses which can be attended in person and via 'e' links at the same time??? Lights, cameras, action in every studio!!

Anyone who has got stuck into Zoom, Skype, WhatsApp, etc. during the lockdown knows that you need better equipment than our phones and iPads to really make video teaching and conferencing work on a big scale. The School will need equipment, expertise and materials to get this up and running. We need to start a major fundraising exercise to help the School get ready.

- We will be seeking donations to a special fund to help the School with equipment and development of online courses. Information will be sent out shortly to all Friends directly and also to all students and others interested in helping the School, using our new social media presence.
- We will be looking for new commercial sponsors, so if any of you have ideas or contacts please drop me an e-mail wayland.clare@gmail.com

Lastly and most importantly the Friends committee is looking to hold a major **Celebration Party and Art Auction** to raise funds and signal the re-opening of the School. date to be announced. Some of you will remember the 'Raise the Roof' auction which was a huge success. This time we want student involvement to form a central strand to the auction. We visualize this project as being something that students could engage with during lockdown and that it would culminate in a "live" auction and party to celebrate the reopening of the school

Expect an invitation soon to develop work in your chosen medium around a theme (to be announced). Develop your ideas and make work to be donated for the Auction to help rejuvenate the school! Our School building may be closed but long live the School!!!!

Clare Frankl Bertram, Chair FPSAD

FRIENDS OF PSAD NEWS

TREASURERS REPORT

Our financial situation remains strong with £5000 in our current account and £20,700 on deposit. Obviously it is desirable to hold on to these funds in the present circumstances and to wait to see what needs may arise for funds when the School reopens. The March workshops made a small surplus after costs, which is reinvested in the Friends activities to support the School.

Yvonne Guerrier, Treasurer FPSAD

WHO WE ARE, WHAT WE DO

The Friends of Putney School of Art & Design is a registered charity run by volunteers to support and promote the School. Friends memberships raise money to enhance the facilities in the School.

Members benefit from free lectures, and priority booking for workshops and masterclasses from visiting expert speakers and tutors. The Friends also run exhibitions, parties and art and craft fairs, as well as representing student views to ENABLE.

Membership of the Friends of PSAD is a great way to support the School and is only £10 for the whole academic year, starting in September.

FPSAD Committee Members:

Clare Frankl Bertram	Trustee	Chair
Alison Brooke	Trustee	
Vicki Garthwaite	Trustee	Vice Chair, Social Media
Mark Hayman	Trustee	Membership Secretary, Class Reps Co-ordinator
Jean McMeakin	Trustee	Newsletter Editor, Social Media, Comms
Carolyn McMillan	Trustee	Secretary
Yvonne Guerrier	Trustee *	Treasurer *
Nicole Hollingworth		
Penny Montagnon		
Liz Mundle		Lectures, Workshops and Masterclasses
Marcy Richardson *		Social Media Channels *
Sniez Torbarina		Fair Activities, Press/PR
Fleur Tookey		Merchandising

* co-opted

FRIENDS OF PSAD NEWS

MEMBERSHIP NEWS

I think it's worth repeating that currently we have a record number of members and maintaining that in future is going to be very important when it comes to protecting our precious School.

Hopefully the Friends will be back sometime next term grabbing students as they come into the School to sign them up for another year, but actually that might not be possible and the School and the Friends may have to operate in a different way.

In the summer I will be sending out an e-mail/letter to existing members asking them to renew membership online and pay the annual contribution by bank transfer but if you are not comfortable doing it digitally do not worry we'll still be recruiting in person when the social distancing rules are relaxed.

But 'Why would I want to be a Friends member if I can't go to the School?' you may ask. Well the School needs us now more than ever. It is still worth repeating that in the not too distant past the Friends, consisting of students like you and me, saved Putney School of Art from being closed down and the Friends will do all they possibly can again to continue to ensure we safeguard its future.

Membership is a modest £10 a year but with over 450 members it all adds up - this money all goes back to supporting PSAD.

Mark Hayman, FPSAD Membership Secretary

SUBSCRIBE TO E-NEWS!

Due to the lockdown we can't produce a printed copy of the newsletter so now is the perfect time to sign up to e-news if you haven't already

Digital copies save costs and trees and are quicker and easier to distribute;
no more stuffing, addressing and stamping 100s envelopes for your busy FPSAD committee volunteers!

If you haven't done so already please e-mail friendsofpsad@gmail.com adding 'newsletter' to the subject line. We'll do the rest.

THANK YOU

FRIENDS OF PSAD SOCIAL NEWS

NEW SOCIAL MEDIA ACCOUNTS & ISOLATION ART PROJECT

To help us all keep in touch while the school is closed, we've expanded our community on social media and are encouraging all our students and tutors to follow us for frequent general news and updates about PSAD, including new courses that are coming online regularly, and also to share and view students' and tutors' artwork while we are in isolation. Think of it as a way for us to keep each other inspired and motivated to continue creating art while at home.

The Friends of PSAD social media handles are below, including our existing Facebook account and our new accounts on Twitter and Instagram. Please follow us for the latest news and updates. Although we'd love you to follow us on all our social media channels, if you prefer not to we recommend you follow us at least on Instagram so you get all the latest updates from PSAD and can take part in our Isolation Art project. The details are:

Friends of PSAD social accounts:

Instagram: @putneyartnews	(https://instagram.com/putneyartnews)
Facebook @fpsad	(https://www.facebook.com/fpsad/)
Twitter: @putneyart	(https://twitter.com/PutneyArt)

Details on our Instagram Isolation Art project and campaign

The PSAD Friends Instagram account is **<https://instagram.com/putneyartnews>**
This is where we will be posting news and information about the new online courses from the School as they become available, and sharing student and tutor artwork and more.

To take part in the **Isolation Art** project you will need to create an Instagram account and ideally download the Instagram app.

Instructions on how to create an Instagram account:

Type **<https://help.instagram.com/155940534568753>** into your browser (or search bar)

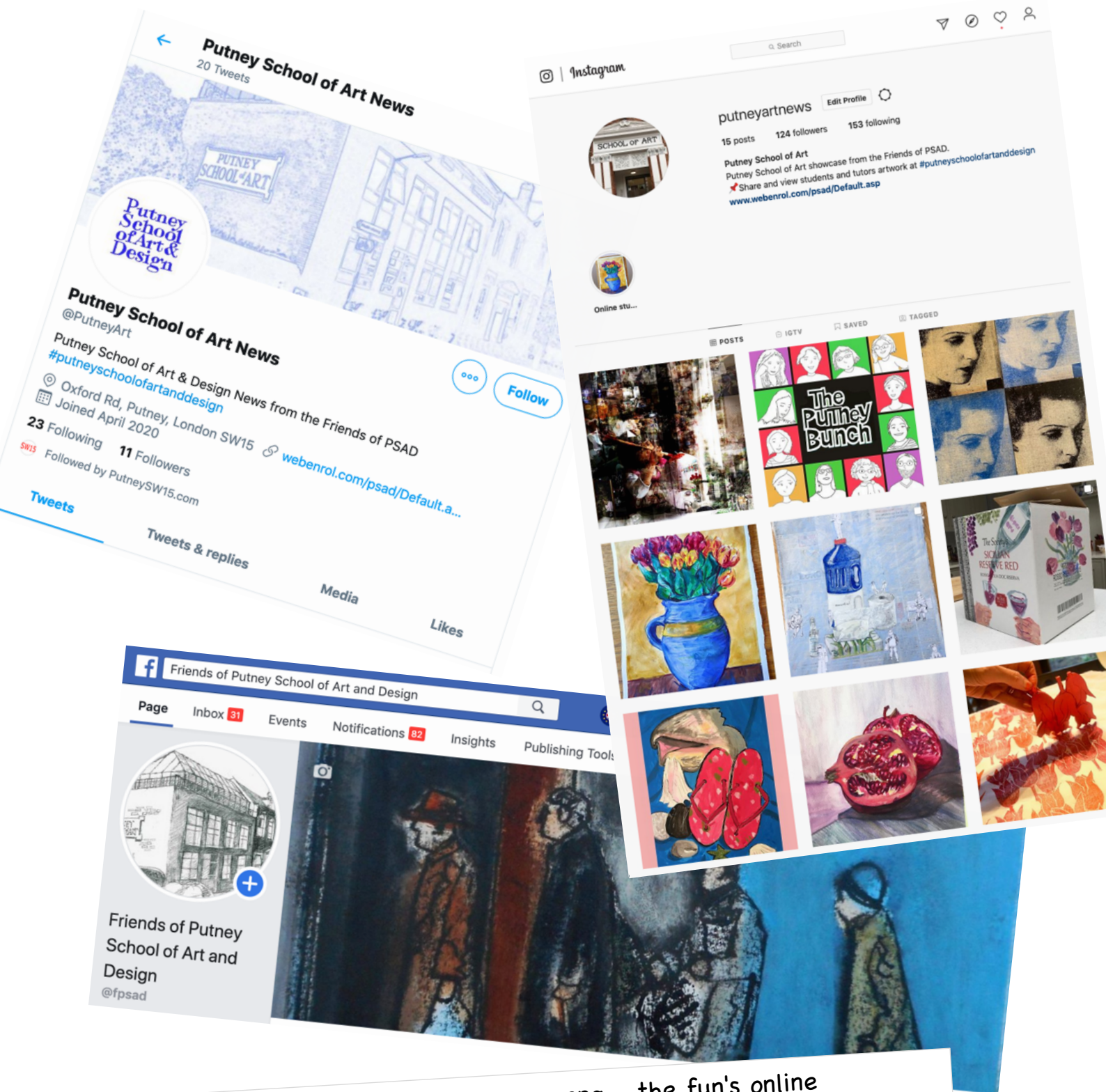
Once you've created your Instagram account, follow us **@putneyartnews** to stay in touch, and also post the artwork you are creating at home by adding the hashtag **#putneyschoolofartanddesign** to the text part of your posts which allows everyone to find and see it, helping us keep each other motivated and inspired. Think of it as the virtual walls around the school where we normally see each other's artwork!

More details on how to join the Instagram hashtag campaign (public to all) can be found here: **https://www.instagram.com/p/B_hNRd5HYo7/?igshid=1y087m8yqt8bs**

To see the artwork posted to the hashtag search Instagram for the hashtag **#putneyschoolofartanddesign** and you can also follow it to see everyone's artwork when it's posted. We look forward to seeing you and your artwork on Instagram 😊

Marcy Richardson, FPSAD Social Media Channels

FRIENDS OF PSAD SOCIAL NEWS




come rain or shine why not join our gang - the fun's online
don't be down 'coz you can't visit town - banish that frown
in a cosy nook open a sketchbook, take a look
dress in your scruff, show us your stuff (maybe not in the buff)
we all want to see your sketch of a tree or a pot with a bee
face, tweet or 'gram us (please don't spam us) just come and join us
the gang's all here!

TUESDAY POTTERS NEWS

A blog was set up by tutor Hazel Richardson to keep up the spirits of the Tuesday potters, and many an uplifting and interesting picture was sent in.

The results of Jenny Newhouse's first firing with her own kiln in her garden - so impressive – the fishes swimming along sinuously and the glazes the looked OK to me. Juliette's son showed her how to draw an elegant whale – great stuff!

The video of the men helping the duck and her ducklings was, heart-warming. Then Carolyn McMillan's picture of honey bees drinking water while hanging vertically by the toenails was astonishing and a first as far as I was concerned.



Alison Edwards' 26 minute hula hoop fundraising feat in her front garden on the 26th of April with so many neighbours watching was quite riveting. The Elizabethan women wearing face masks were definitely a giggle. Finally I mustn't forget the splendid pictures in Penny Robert's house window with little sculptures on the window sill. As Alison E said "What talent and what a good idea".

Update by Alison Brooke, FPSAD Trustee

CLASS REPRESENTATIVES

Sadly it's still the case that far too many classes don't have a class rep and I have ranted about that frequently in this newsletter. How many times have you read me say how easy it is to be a rep and that there is really very little work involved?

Well if you have doubted the usefulness and importance of class reps and are missing the School now during this period of lockdown perhaps these examples of what they can help do will change your mind.

Many classes are now meeting online each week to share sessions of artistic activity. Whether it is full scale video meetings via systems like Zoom or just using something like WhatsApp to send pictures of what is being done and general bits of feedback and encouragement. I am also aware of an experimental media class and a pottery group that have regular Zoom meetings to discuss projects and progress.

So if you are missing PSAD and if your class doesn't have a rep and you haven't had any contact with your fellow students have a think about it. If you need any help setting up a WhatsApp, Skype, Zoom group (or any other) I may be able to help.

OK, so the tutors are not teaching and it's not the real thing but it is better than nothing and can be fun. My Wednesday morning drawing class has a 2-3 hour session once (sometimes twice) a week using WhatsApp to help continue to develop our skills. Information on digital activities, online exhibitions and tutorials (and the odd joke) is shared and has proved to be very useful.

Mark Hayman, FPSAD Class Reps Coordinator

FRIENDS EVENTS: SPRING WORKSHOPS


THE BARON'S DYNAMIC LIFE DRAWING - with Chris Gilvan-Cartwright



What life drawing workshop starts with a trombone tune from the tutor? Why, "Dynamic Life Drawing" with The Baron, of course! The Baron (Chris XXXX) introduced the workshop by saying that the trombone blasts were to "clear the air" and get rid of any history and influences lurking in the studio. He urged us to feel our empathy with the figure (we've all got a body!) and not to overthink our drawings; to capture the sense and essence of the poses rather than try and be representational. And to help he played CDs all day, saying the music would engage our rational minds and free up our drawing.



Then we were off! We drew rapidly: 2-3 minute poses drawn on top of each other; then with our non-dominant hand; then in continuous line; then not looking at the paper; then from memory. Model Frankie, in fantastic make-up and headgear, wearing only a neck ruff, moved rapidly, in dynamic and elegant positions. We quickly concertina-ed our paper and Frankie reappeared wearing Dadaist accessories: a Minotaur paper mask; one black glove; a paper fan as a skirt; one breast decorated with a paper spiral ... She moved and turned and bent and stretched along a studio "catwalk" in 25-30 very short poses as we quickly drew and drew along our concertina "book", trying to capture "the sense and essence of the poses".



Then it was all change again! We spread out and taped long sheets of paper to the floor and drew in ink, with the brush on the end of a long bamboo pole. This was challenging as well as messy: very difficult to get the proportions in any way right from that angle. Finally a more traditional and slightly longer pose using colour (pastels or inks) with Frankie in a colourful outfit to inspire us. I found this longer, seated, pose the dulllest to draw, which showed me the value of the rest of this inspiring day.

It was a very dynamic day indeed and model Frankie (who often works with Chris) was wonderful: she really energised us with her fantastic make-up, outfits and poses. I'd love to do it again: there can be no higher praise.

Review by: Jane Little



FRIENDS EVENTS: SPRING WORKSHOPS

BOOKBINDING: A MULTI-SECTION HARDCOVER BOOK - with Alexandra Czinczel

This was the first time I had ever attempted bookbinding so I was a total novice as were most of the other students.

We were taught how to fold and sew the paper pages and then to put together the spine, end papers and the hard cover.

We had a wonderful teacher who led us through with demonstrations at each stage helping us individually as well.

At the end of the day we had all completed a beautiful A5 book. It was a hugely enjoyable and satisfying day - I would highly recommend it.

Review by: Sylvia Leiserach



FRIENDS EVENTS: SPRING WORKSHOPS

HANDBUILDING WITH PORCELAIN - with Jessica Thorn

Porcelain speaks to the young and the brave, so given that neither of these adjectives describes me, it was with much trepidation that I signed up for Jessica Thorn's porcelain workshop.



Jessica's work is simplicity personified. Handbuilt in the round, her work is deeply reminiscent of a bygone age when artists crafted their work to accomplish a perfect marriage between beauty and function.

Of course behind an effortless façade lies a lot of thought and hard work, which Jessica very generously then set about revealing through a comprehensive and dynamic demonstration.

The proper preparation of the clay is vital. Jessica showed us how to wedge the clay using clean canvas cloths and then how to roll out the clay using 3mm guide rods (wooden paint stirrers).

It was explained that it is essential to start rolling out the clay once you have got it into the basic shape you want to work from, by working from the middle of the clay outwards.

It is important to lift the edges of the flattening clay off the canvas so that it does not stick to the cloth. This ensures that you get it to the desired thickness with a minimum of effort. 3mm is the optimum for handbuilding porcelain work as it is less likely to crack whilst retaining its strength.

In order to make sure that the clay has no memory of its former shape you then use a rubber kidney to compress the surface using gentle strokes on both sides. At this time you can then add tiny pieces of coloured clay to the surface of the porcelain to add areas of colour. Then you cut out all of the parts needed to construct your piece. This ensures they dry at the same rate. Jessica had prepared a whole series of templates that she uses to create the component parts; sides, bases and handles etc. All of the templates had been calculated to provide the perfect angles and dimensions so her pieces could be seamlessly reconstructed by us all in the allotted time. We were also encouraged to create work by curling the clay around cylinder tubing or by using press moulds.

When the clay is pre-leather hard, this is when you can use stamps, imprint or sgraffito to add surface design or texture to your work. The perfect moment to use the stamps and to form shapes takes judgement. The clay needs to have lost its stickiness, but have enough flexibility not to crack when it is bent and have enough strength and rigidity to remain in a set position.

When dry enough, and once the desired position of each part has been scored onto the clay, each piece of the construction is then joined together using porcelain slip/slurry. Jessica uses coloured slips to highlight each and every seam or join in her construction. Sometimes without the colour slip Jessica's joins would be almost invisible and sometimes her joins are overlapped so that they contribute to the piece's form. But regardless of which method she uses the actual construction of the piece is emphasised by tiny coloured lines reminiscent of a dressmaker's sewing pattern.



Jessica explains that one should use a lot of slurry to fit the pieces together because any spillage or excess can be cleaned up using a barely damp sponge or tool when the work is a bit drier. At this later stage it is also possible to use coloured clays to create inlays by incising into the surface and infilling the space with coloured clay. Again the inlay can be tidied up when the work is at a drier leather-hard stage by sponging off the extra surface coloured clay.

Once any necessary refinements have been made to the lip and foot of the work, it should be left to dry slowly in readiness for biscuit firing. Although Jessica glazes the inside of her work so that they can be used in a functional way, she never glazes the outside of her work. Instead she polishes the exteriors using a wet and dry technique that heightens the coloured slip and gives the surface a translucent appearance.

Throughout the day Jessica helped each of us to make pieces which either resembled her work or which were constructed and decorated using her building techniques. All of us, irrespective of our competence, thoroughly enjoyed the day and learned so much.

Jessica has intimated that she would be happy to come back to run another workshop, so if you can get a place on the next one you will be a very lucky person. In the meanwhile you will have to content yourself with visiting her website www.jessicathorn.co.uk where you can see the full range of her wonderful work.

Review by: Joanna Matthews

PSAD STUDENT SUCCESS

BP
PORTRAIT
AWARD
2020

Supported by BP



National
Portrait
Gallery

Martin Smith, class rep for the Wednesday morning Life Class has shared some wonderful news. A member of the class, Clare Ceprynski Ciekawy has a picture on display in the prestigious BP portrait award exhibition at the National Portrait Gallery.

The gallery is in lockdown but you can see Clare's portrait and the exhibition in a virtual tour of the NPG, available here:

<https://www.npg.org.uk/whatson/bp-portrait-award-2020/virtual-exhibition>

Clare's stunning portrait – of Bevis, her partner - is in the last room:

<https://www.npg.org.uk/whatson/bp-portrait-award-2020/exhibition/exhibitor-pages/bevis>

There are also instructions on the website as to how to vote for your favourite.

Report by: Martin Smith



Bevis

by Clare Ceprynski Ciekawy


© Clare Ceprynski Ciekawy

The portrait is of the artist's partner, Bevis, and is the second fully realised portrait that she has made of him.

Ceprynski Ciekawy was keen to learn more about working in oil paint and says: "It is beginning to hone in on elements that intrigue me about figurative painting, particularly the use of shadows to develop a painting's narrative. They are like the medium of paint itself, always moving, distorting, developing, creating space for thoughts."

Clare Ceprynski Ciekawy gained a BA (Hons) degree in history of art from University College, London before undertaking a BA (Hons) in fine art at Central Saint Martins College followed by an MA at Goldsmiths College. Her paintings and drawings have been in group exhibitions in London.

STICKING AN OAR IN



At the start of the year the Positively Putney BID (Business Improvement District) organised an art initiative in celebration of Putney being the home of rowing, the forthcoming Boat Race and Head of the River events. They invited local schools and artists to decorate rowing oars, to be displayed throughout the town centre.

Putney School of Art and Design participated with work from the School's outreach art classes, whose aim is to promote wellbeing and social interaction in the community. The artwork was accomplished by the St Margaret's Church outreach group as part of the six week West Putney Community Art Course.

Two oars were provided by the organisers, and they have illustrated them creatively. The group painted fish and seaweed with watercolour techniques, which were cut out and glued into position before the oars were varnished, under supervision of tutors Shaun Carey and Belinda Bates. The lockdown caused the postponement of the boat race and the Putney Oars launch party but the oars were displayed, and some of the students have been to see the oars in situ and have said that they were very pleased with the results.

Report by Sniez Tobarina, FPSAD Press/PR



Do you have a story, an event, or something else you'd like to share?
Why not send it to us for the next newsletter or to share on our social media pages
friendsofpsadnews@gmail.com

FREQUENTLY ASKED QUESTIONS ABOUT PSAD DURING LOCKDOWN

NB: These are based on the School's FAQs but have been summarised by the Friends to address the most common points.

Is the School open at all?

No, the School is fully closed, operating with a skeleton staff working from home.

How will I get further updates on the School?

The front page of the PSAD section of the website is updated as matters develop.

<https://enablelc.org/psad/about/>

The School Administrator, Harsha Patel is also emailing each update to all the student groups by individual class.

Can I enrol on the new online 'taster' courses now?

Yes, enrolment opened on 20th April.

Will the School offer online classes for the summer term?

Yes. The online courses for the summer term will be a whole new programme. Students who are interested can enrol separately on the shorter online courses.

Can I transfer my existing course enrolment to a new online course?

No, these are separate, new courses. It is too complex to arrange transfers/partial fee refunds for 100s students with only a skeleton staff. The online course fees for the summer term will be adjusted as this is a different offer.

Will my enrolment for a summer term course be automatically transferred to the same course running in September instead?

Yes, this has already been done. Current enrolments on a summer term course guarantees a place for the Autumn term, so no need for priority booking if transferring. The fees for those deferring to the Autumn term will remain at the 2019-2020 rate, rather than the slightly increased fee for each new academic year.

Can I get a refund of my enrolment fees if I am unable to attend the class in the Autumn term (i.e. September)?

Yes, you have the option to have a refund of the summer term enrolment if you can't/don't want to defer it to the Autumn term. If you want a refund you will need to contact the School. E-mail is best.

But please note: With limited staff and access to the School restricted, refunds cannot be processed immediately. Refund requests will be processed when staff can properly access the facilities. Processing may take some time so please be patient. The window for refund requests for existing enrolments will stay open to ensure that all students have a choice in making the appropriate decisions as the situation evolves in the next few months.

Are staff jobs being retained, are they furloughed, and what help is available to them?

As the School premises remain closed until further notice, there are only two full-time staff working, the School Administrator and the Head of School, with the Curriculum Manager on reduced hours operating remotely to support the development of online provision. Nearly all other staff, including part-time teachers and models, are eligible for the Government Coronavirus Job Retention Scheme and are furloughed.

Currently five tutors are helping to develop the online courses; as the online programme expands, individual staff can return to the School and come out of the scheme. Until such time, all furloughed staff must adhere to HMRC guidelines to safeguard their eligibility for the scheme and cannot do any work for the School.

CLASSIFIEDS

Breakin Bread

disappearingly
good

As seen and tasted at PSAD Xmas Fair
Angie's delicious crisp bread
now available for home delivery

Order online
mail to: info.breakinbread@gmail.com

Organic, vegan, and accidentally
gluten free crisp bread



jackdaw
jewellery



specials made to order * alterations and repairs
pennymontagnon@gmail.com * tele: 07913851635